


Name: _____ Class: _____



Read the article and complete.

SCHOOL NEWS




PEDRO'S THE WINNER!

Hello girls and boys! This is _____ Greenwood. He's the winner of the science project competition.

Pedro's from  _____. In Brazil, the rainforests are in  _____.

They are cutting down all the  _____. Pedro and his friends want to save the rainforest. Pedro's mother is a  _____

and has got some  _____ from the rainforest. Pedro and his

friends grow plants in  _____. The plants are in the school  _____

_____. It's nice and warm there!

Congratulations, Pedro and friends!

Name: _____ Class: _____

1 Cross out the answers and find the secret message.


- 1 Where does Pedro live now?
- 2 Where do the children go at break time?
- 3 What's Pedro's favourite sport?
- 4 When is the science competition?
- 5 Who always wins the science competition?
- 6 Where is Pedro from?


Brazil May Plant
 trees and Luke
 England football
 the playground save
 the rainforest




2 Look and complete.

1 
 ga d _ e

2 
 _ _ ot a l m t _ _

3 
 _ a g _ _

4 
 e _ _ er m n _ _

5 
 ra _ _ fr _ _

6 
 _ c _ n i _ _

Name: _____ Class: _____

Read and complete.

experiments
father

mother
plants

competition
scientist

student
Bobby

Hello!
I like _____ .
My mum is a _____ .



I'm Luke.
I always win the science
_____ . My best friend
is _____ .



I'm Pedro's friend.
My _____ works in the
school kitchen. We can grow
_____ there.



I'm a new _____
at school. I'm from Brazil but
my _____ is
British.



Before you read

Play *Hangman* to introduce the word *competitions*. Then explain that the story is about a science competition. Ask the class to think of different types of competitions: *swimming, football, story writing, poetry, painting*, etc. Invite volunteers to tell the class about competitions they've taken part in.

While you read

Stop and check comprehension. Make a statement and ask the class to give you the thumbs up if it's true and thumbs down if it's false. Ask volunteers to correct false statements.

Page 8: *Pedro is from Brazil* (true); *Pedro doesn't like football* (false); *Luke is horrible to Pedro* (true); *Pedro's mother is a scientist* (false); *There's a music competition at school* (false); *In the Amazon, they're cutting the trees down* (true).

Page 17: *Luke likes Pedro's project* (false); *Luke's project is a secret* (true); *In Pedro's house, the plants are in the bathroom* (false); *The girl's mother works in the school kitchen* (true); *Luke and Bobby find the plants* (false).

After you read

Make a class tree. Discuss why the conservation of rainforests is so important (they're a habitat for rare animals and plants, the trees take in carbon dioxide and produce oxygen which we need to breathe). Think about things we can all do to protect the environment: recycle paper, use both sides of pieces of paper, reuse plastic bags etc. Give out green paper and ask the children to draw round their hands and cut them out. Then ask them to write two or three green resolutions on their hands. Stick a tree trunk made of brown paper to the wall and ask the children to stick on the hands as leaves.

Using the worksheets

Worksheet 1

Read the article and complete.

Explain that the school newspaper has written an article about Pedro and the competition. Point out that some words in the article are missing and explain that there are picture clues for the missing words. Read the first sentence of the article, draw the students' attention to the flag and elicit the missing word (Brazil). Tell the children to complete the article and then read it out loud as a class to correct.

Worksheet 2

1 Cross out the answers and find the secret message.

Write the first question on the board: *Where does Pedro live now?* Elicit the answer (England) and instruct the children to find and cross out *England* from the words below. Tell the class to read the questions and cross out the answers. Correct and then elicit the message made by the remaining words: *Plant trees and save the rainforest.*

2 Look and complete.

Write the first word on the board with gaps: g a _ d _ _ e _ . Ask the children to look at the picture, ask *What's his job?* and elicit the answer (gardener). Invite a volunteer to the front to fill in the missing letters. Then ask the children to complete the remaining words.

Worksheet 3

Read and complete.

Point to the picture of the boy and invite the class to tell you about him: *He's Pedro's friend, he brings in pots for the plants, he wins the competition too.* Write the speech bubble on the board: *Hello! I like _____.* *My mum is a _____.* Tell the children to look at the word box and find words to complete the speech bubble (experiments, scientist). Then ask the class to look at the remaining speech bubbles and complete them.

Extension

Ask the children: *Do you like Pedro's project?* and invite them to explain why or why not. Ask them about Luke's project too. Ask them to think of different ideas for a science project. Give out white paper and ask each child to draw their idea for the science project (for example, machines or robots that can do different things). Write a model description of the project on the board for the students to copy and complete: *This is a _____.*
It can _____.

Answers

Worksheet 1

Read the article and complete.

- 1 Pedro
- 2 Brazil
- 3 danger
- 4 trees
- 5 gardener
- 6 plants
- 7 pots
- 8 kitchen

Worksheet 2

1 Cross out the answers and find the secret message.

- 1 England
- 2 the playground
- 3 football
- 4 May
- 5 Luke
- 6 Brazil

2 Look and complete.

- 1 gardener
- 2 football match
- 3 danger
- 4 experiment
- 5 rainforest
- 6 scientist

Worksheet 3

Read and complete.

- 1 experiments; scientist
- 2 competition; Bobby
- 3 mother; plants
- 4 student; father