

Name: _____ Class: _____

1 Read the sentences and write Maya or Lara.



Maya

She can play difficult computer games. _____

She can climb up walls. _____

She can do difficult sums. _____

She can do really difficult jumps. _____

She can run faster than anyone. _____

She traps the burglars in the lift. _____

She can make difficult potions. _____

She jumps over the mummy. _____

She runs along the dinosaur. _____

She calls the police. _____





Lara

2 And you? What can you do?

I can _____

Name: _____ Class: _____

Cut out the speech bubbles. Match and stick.



Hello, Police?
Come quickly!
We're at the museum.

There she is!
Let's take the lift!

Great teamwork,
girls!


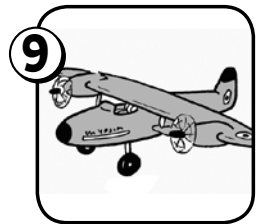

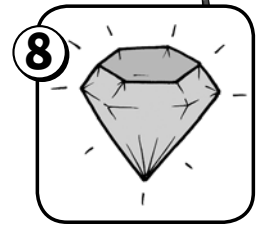


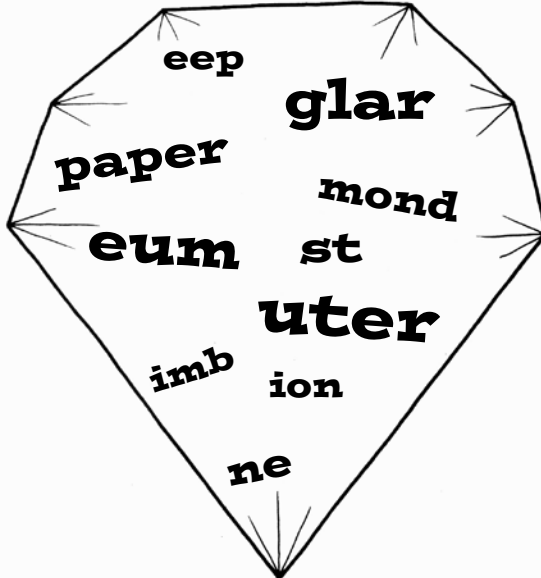
Lara! Wake up!

Stop the lift, Maya.

Let's be friends.

Name: _____ Class: _____

Match to find the words and write.



Before you read

Tell the class that the story is about two friends. Encourage them to talk about their own friends and the things they enjoy doing together, e.g. playing games, going to the park, etc. Ask if they ever argue with their friends and how this makes them feel?

While you read

Stop at page seven and check visual comprehension. Ask them to look at the picture of the museum and find two things that begin with *d* (dinosaur and door); two things that begin with *l* (lift and Lara); two things that begin with *c* (car and clock); and two things that begin with *p* (plant and plane). Stop again on pages 8, 9, 10 and 11 and draw their attention to the clocks. Ask for volunteers to tell you what time it is in each scene.

After you read

Tell the class you're going to test their memory. Ask questions: *What colour is the bus? Is the teacher wearing trousers or a skirt? Are there any paintings in the museum? What colour is the plane? Is there a clock in the control room? Are the burglars wearing glasses?* etc. Then get them to think up questions to ask each other about the story.

Using the worksheets

Worksheet 1

Read the sentences and write Maya or Lara.

Ask the children to look at the pictures of Lara and Maya and ask them questions: *What colour is Maya's T-shirt? What colour are Lara's trousers? Who wakes up first in the plane?* Then get them to complete the exercise. Next, write on the board something that you can do, e.g. *I can speak English / I can make bread*, etc. Then, get them to write about two things that they can do.

Worksheet 2

Cut out the speech bubbles. Match and stick.

Draw a large speech bubble on the board and write *STOP THAT NOW!* inside it. Choose a volunteer to tell the class who says this in the story. Then get the children to cut out the speech bubbles and match them to the characters. Ask them to check with a partner before sticking them in. Finally get the children to role-play the characters and say their lines.

Worksheet 3

Match to find the words and write.

On the top half of the board, write *Ma* and *ra* on opposite sides. On the bottom half of the board, write *La* and *ya* on opposite sides. Ask a volunteer to match the halves of the girls' names. Explain that the letters in the left hand diamond are the beginnings of words and the letters in the right hand diamond are the endings. Then get them to complete the worksheet.

Extension

Write *Favourite School Trips* on the board and brainstorm places to visit with the class. Write up all suggestions and add a few yourself, e.g. *planetarium, fire station*, etc. For each place ask volunteers to say what you can see there. Finally get them to make a mini-poster with a drawing and the text: *I like going to the _____.* *You can see _____.*

Answers

Worksheet 1

Read the sentences and write **Maya** or **Lara**.

- 1 **Maya**
- 2 **Lara**
- 3 **Maya**
- 4 **Lara**
- 5 **Lara**
- 6 **Maya**
- 7 **Maya**
- 8 **Lara**
- 9 **Lara**
- 10 **Maya**

Worksheet 2

Cut out the speech bubbles. Match and stick.

- Scene 1 - Let's be friends.
- Scene 2 - Lara! Wake up!
- Scene 3 - Hello, Police? Come quickly!
We're at the museum.
- Scene 4 - There she is! Let's take the lift!
- Scene 5 - Stop the lift, Maya.
- Scene 6 - Great teamwork, girls!

Worksheet 3

Match the words and write.

- 1 **burglar**
- 2 **newspaper**
- 3 **potion**
- 4 **climb**
- 5 **sleep**
- 6 **computer**
- 7 **museum**
- 8 **diamond**
- 9 **plane**
- 10 **first**